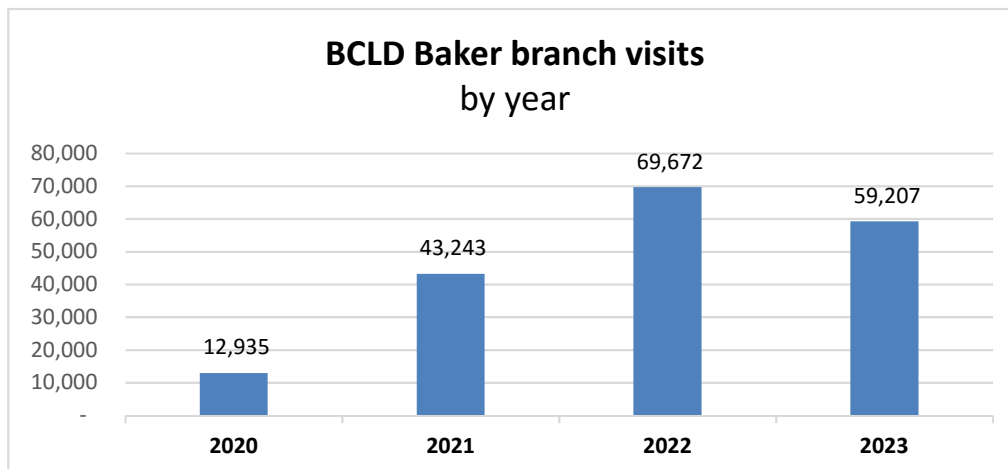
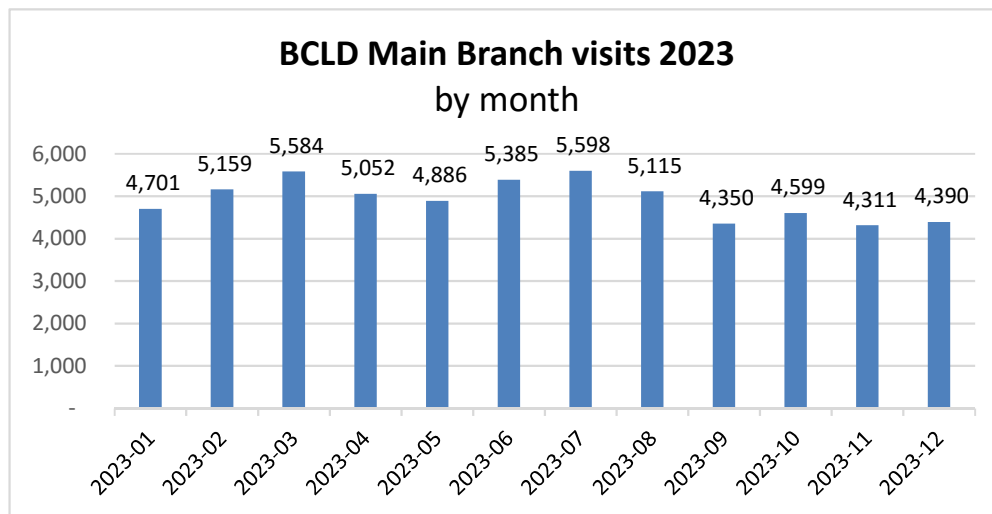


**BCLD BAKER BRANCH VISITS 2023
BY MONTH**

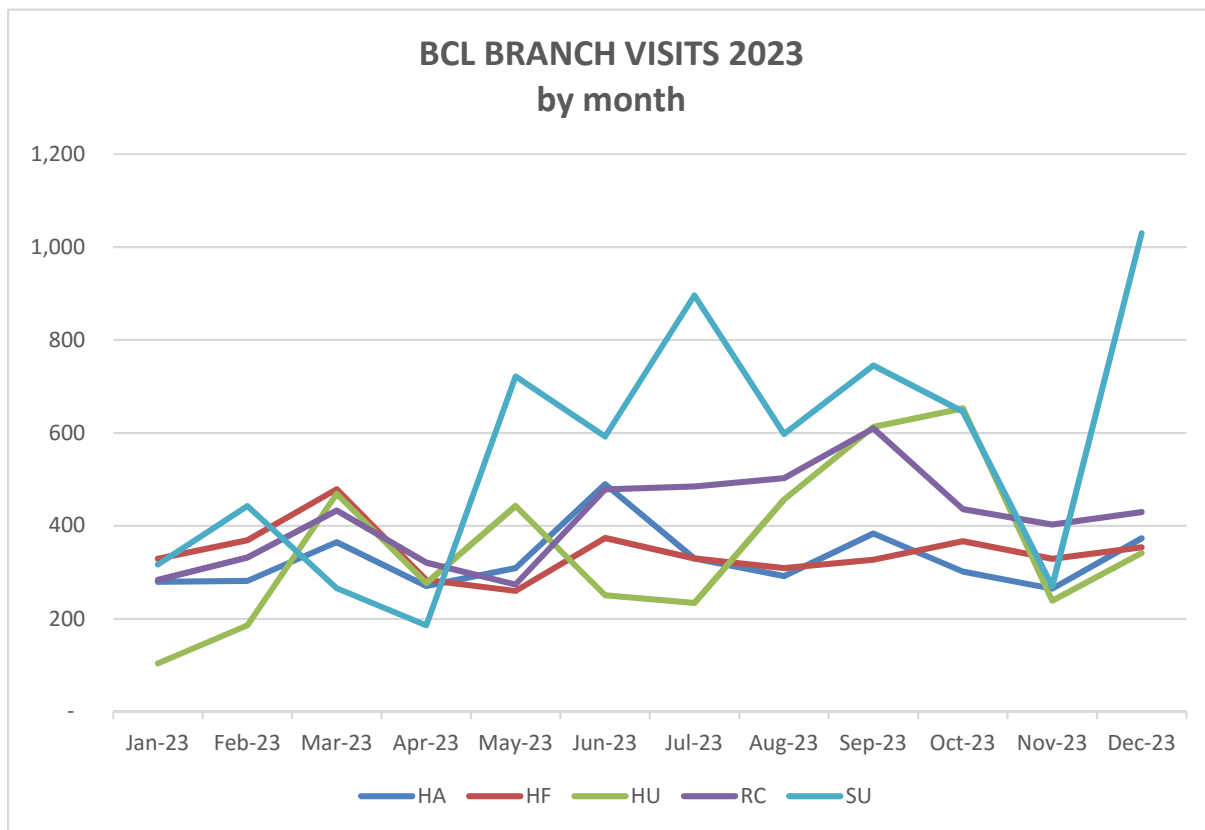
Location Name	Record Date	Ins	PY	% Chg
Baker County Library	2023-01	4,701	4,612	2%
Baker County Library	2023-02	5,159	4,515	14%
Baker County Library	2023-03	5,584	6,491	-14%
Baker County Library	2023-04	5,052	5,500	-8%
Baker County Library	2023-05	4,886	5,770	-15%
Baker County Library	2023-06	5,385	6,481	-17%
Baker County Library	2023-07	5,598	8,138	-31%
Baker County Library	2023-08	5,115	6,820	-25%
Baker County Library	2023-09	4,350	5,828	-25%
Baker County Library	2023-10	4,599	5,890	-22%
Baker County Library	2023-11	4,311	5,106	-16%
Baker County Library	2023-12	4,390	4,456	-1%

TOTAL **59,130**
 PRIOR YEAR TOTAL 69,672
 % CHG -15%



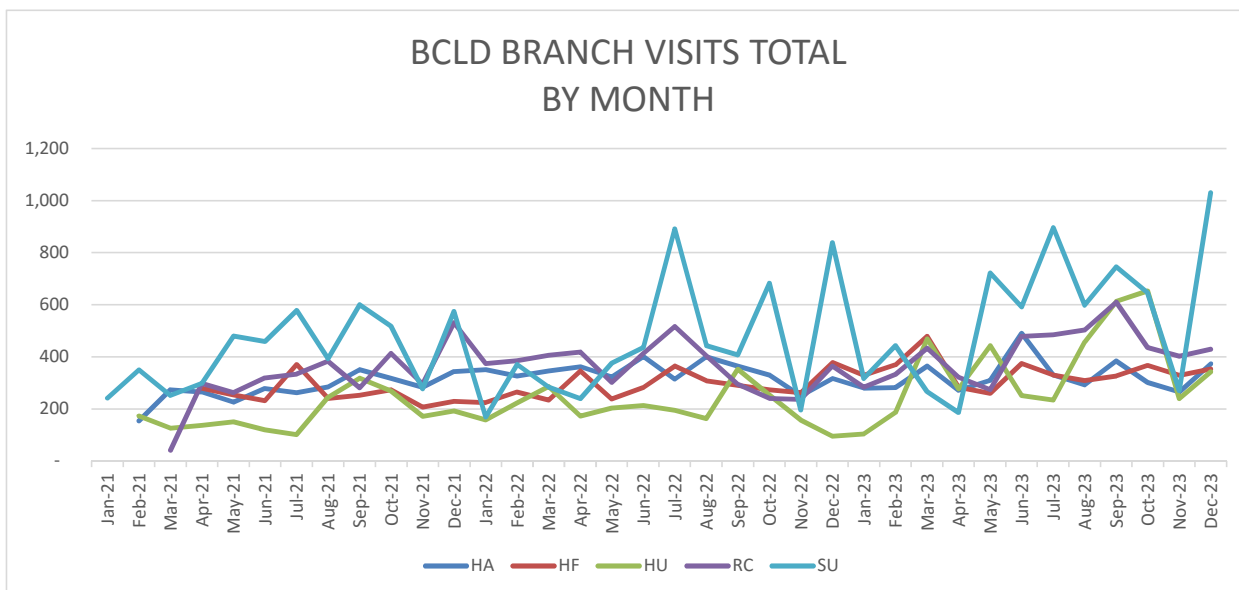
**BCLD BRANCH VISITS 2023
BY MONTH**

	HA	HF	HU	RC	SU
Jan-23	280	329	104	284	317
Feb-23	282	369	186	332	443
Mar-23	365	479	469	433	266
Apr-23	271	284	277	321	186
May-23	309	260	443	274	722
Jun-23	490	374	251	479	592
Jul-23	330	330	234	485	896
Aug-23	292	309	457	503	598
Sep-23	384	327	613	610	745
Oct-23	302	367	653	436	646
Nov-23	265	329	239	403	270
Dec-23	373	354	342	430	1,030
TOTAL	3,943	4,111	4,268	4,990	6,711
PRIOR YR TOTAL	4,085	3,466	2,471	4,358	5,333
% CHG	-3%	19%	73%	15%	26%
AVG	328.6	342.6	355.7	415.8	559.3
PRIOR YR AVG	340.4	288.8	205.9	363.2	444.4



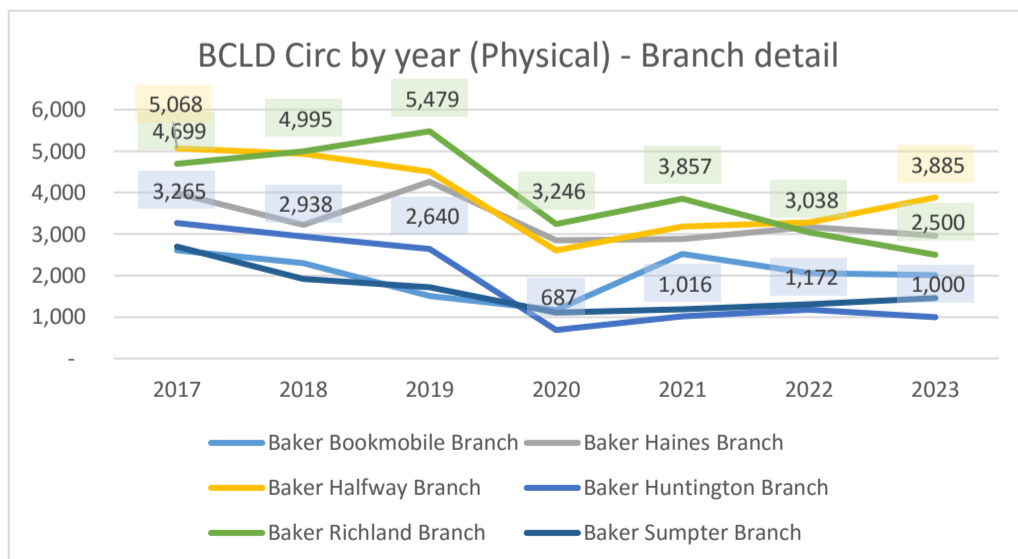
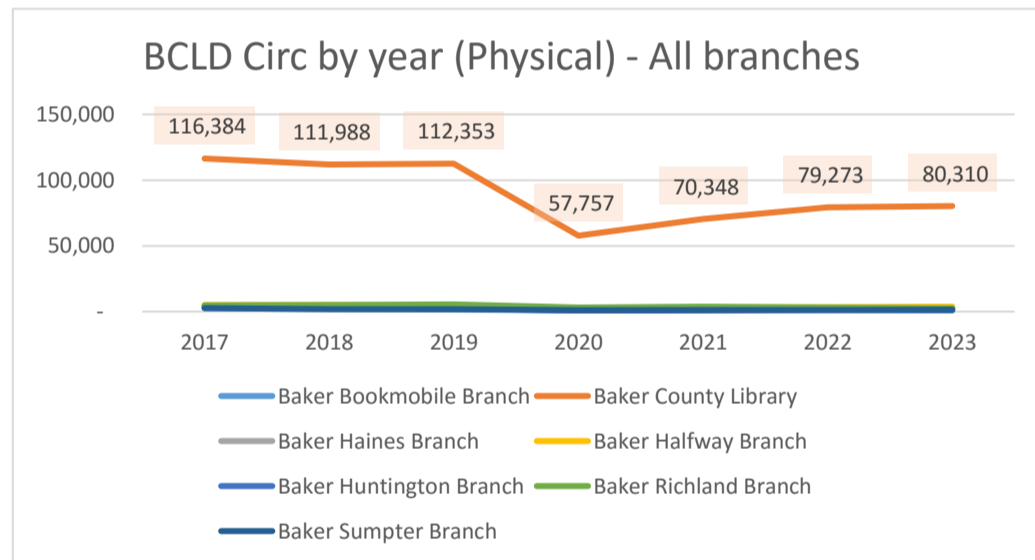
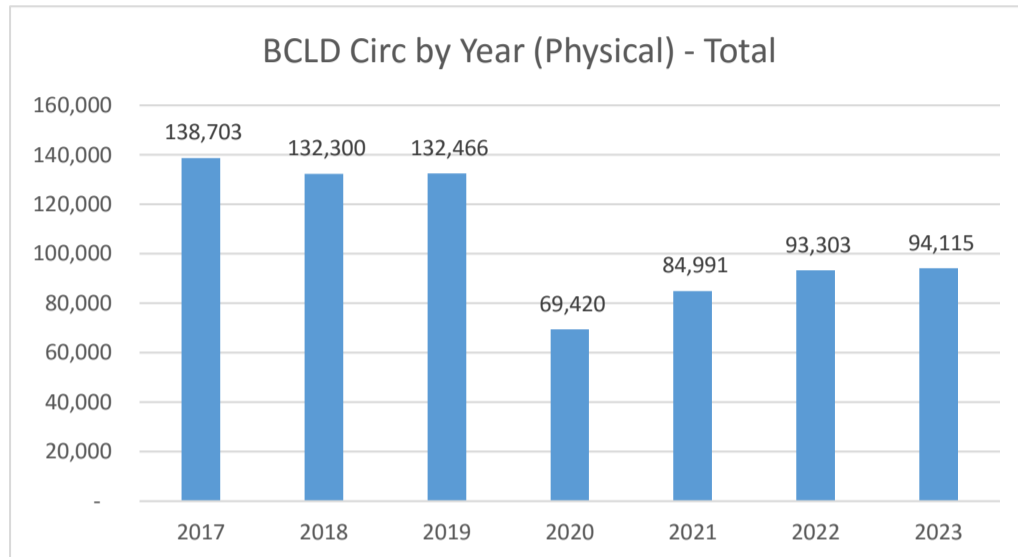
BCLD BRANCH VISITS
TOTAL BY MONTH

	HA	HF	HU	RC	SU
Jan-21					242
Feb-21	154		173		350
Mar-21	273		126	41	251
Apr-21	265	280	137	298	298
May-21	226	254	151	262	480
Jun-21	278	232	120	319	459
Jul-21	262	370	102	334	578
Aug-21	285	241	244	383	393
Sep-21	351	253	318	281	600
Oct-21	318	273	269	413	518
Nov-21	284	207	172	296	277
Dec-21	343	229	192	531	575
Jan-22	351	224	158	374	169
Feb-22	327	265	223	385	370
Mar-22	346	234	286	406	284
Apr-22	362	346	173	419	239
May-22	323	238	203	302	376
Jun-22	401	282	213	414	436
Jul-22	314	364	195	517	891
Aug-22	400	308	163	404	443
Sep-22	364	291	352	294	408
Oct-22	330	273	253	241	683
Nov-22	250	263	157	237	196
Dec-22	317	378	95	365	838
Jan-23	280	329	104	284	317
Feb-23	282	369	186	332	443
Mar-23	365	479	469	433	266
Apr-23	271	284	277	321	186
May-23	309	260	443	274	722
Jun-23	490	374	251	479	592
Jul-23	330	330	234	485	896
Aug-23	292	309	457	503	598
Sep-23	384	327	613	610	745
Oct-23	302	367	653	436	646
Nov-23	265	329	239	403	270
Dec-23	373	354	342	430	1,030



BAKER COUNTY LIBRARY DISTRICT
CIRCULATION REPORT (PHYSICAL)

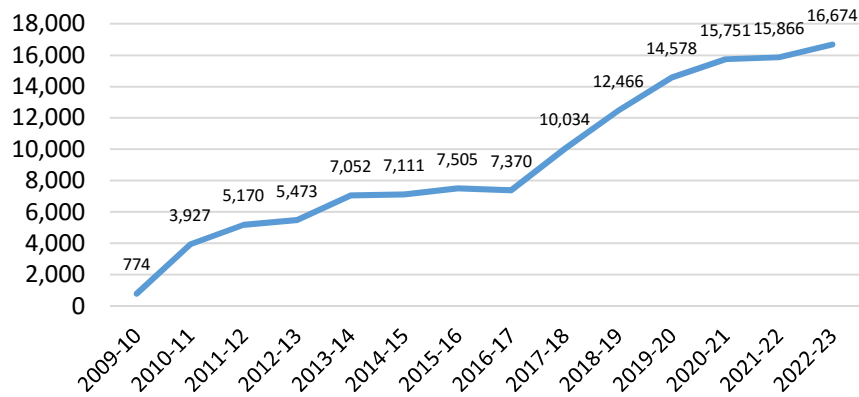
Circulating Library	2017	2018	2019	2020	2021	2022	2023	vs PY	vs 2019
Baker Bookmobile Branch	2,608	2,301	1,510	1,168	2,521	2,059	2,007	-3%	33%
Baker County Library	116,384	111,988	112,353	57,757	70,348	79,273	80,310	1%	-29%
Baker Haines Branch	3,982	3,223	4,262	2,849	2,876	3,174	2,956	-7%	-31%
Baker Halfway Branch	5,068	4,933	4,506	2,606	3,186	3,282	3,885	18%	-14%
Baker Huntington Branch	3,265	2,938	2,640	687	1,016	1,172	1,000	-15%	-62%
Baker Richland Branch	4,699	4,995	5,479	3,246	3,857	3,038	2,500	-18%	-54%
Baker Sumpter Branch	2,697	1,922	1,716	1,107	1,187	1,305	1,457	12%	-15%
TOTAL	138,703	132,300	132,466	69,420	84,991	93,303	94,115	1%	-29%



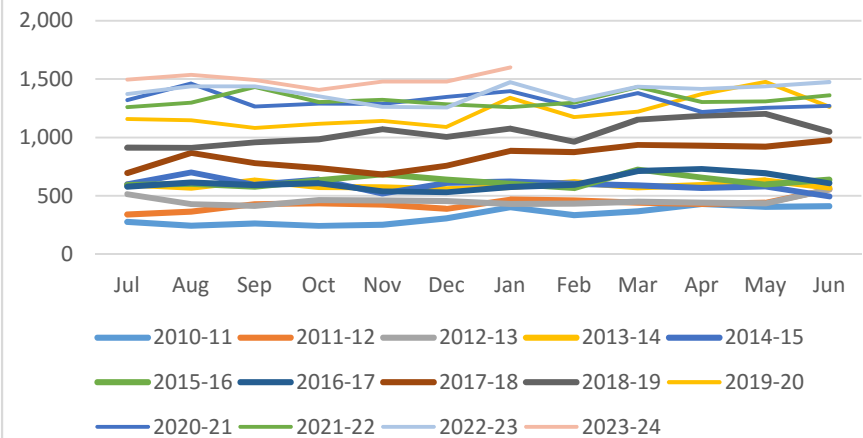
BAKER COUNTY LIBRARY DISTRICT
Library2Go / Libby Circulation History

Month	2009-10	2010-11	2011-12	2012-13	2013-14	2014-15	2015-16	2016-17	2017-18	2018-19	2019-20	2020-21	2021-22	2022-23	2023-24
Jul		276	340	514	597	600	591	577	694	912	1,159	1,321	1,259	1,373	1,494
Aug		244	363	428	568	699	601	612	868	911	1,146	1,461	1,299	1,437	1,537
Sep		263	429	414	631	594	578	592	781	957	1,080	1,266	1,432	1,439	1,493
Oct		242	436	462	575	637	632	607	737	982	1,117	1,290	1,303	1,352	1,407
Nov		250	425	459	572	520	684	540	682	1,070	1,143	1,288	1,324	1,261	1,479
Dec		307	388	455	556	609	637	530	757	1,005	1,089	1,347	1,284	1,256	1,479
Jan		403	467	430	575	621	602	575	883	1,075	1,339	1,397	1,259	1,473	1,600
Feb		334	459	433	615	601	565	594	874	963	1,176	1,260	1,299	1,318	
Mar	64	365	440	449	571	588	724	712	935	1,154	1,220	1,379	1,432	1,436	
Apr	233	429	430	441	590	567	658	730	928	1,186	1,372	1,218	1,303	1,416	
May	208	405	439	434	632	581	596	693	920	1,202	1,476	1,254	1,310	1,439	
Jun	269	409	554	554	570	494	637	608	975	1,049	1,261	1,270	1,362	1,474	
	774	3,927	5,170	5,473	7,052	7,111	7,505	7,370	10,034	12,466	14,578	15,751	15,866	16,674	10,489
			31.7%	5.9%	28.9%	0.8%	5.5%	-1.8%	36.1%	24.2%	16.9%	8.0%	0.7%	5.1%	

BCLD Library2Go / Libby Checkouts by Fiscal Year

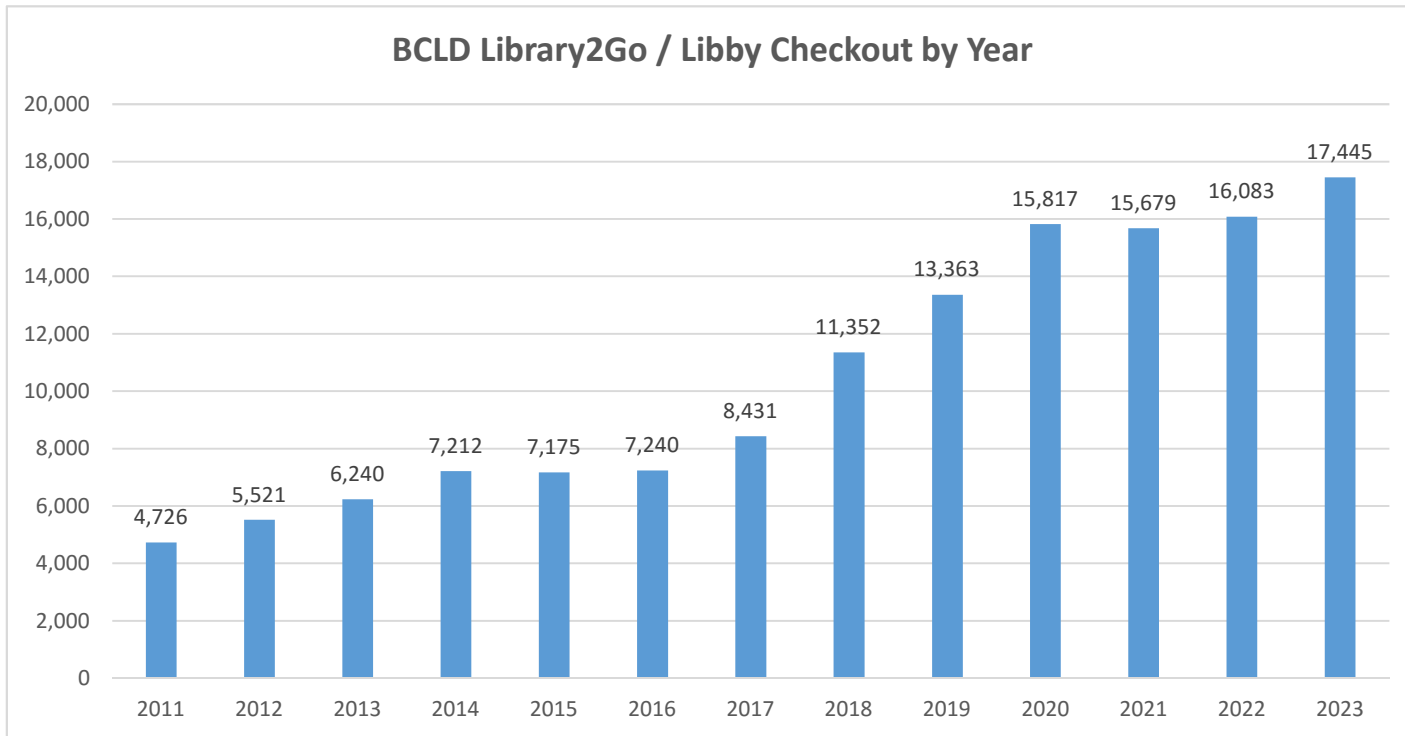


BCLD Lib2Go Circulation by month



BAKER COUNTY LIBRARY DISTRICT
 Library2Go / Libby Circulation History

2011	2012	2013	2014	2015	2016	2017	2018	2019	2020	2021	2022	2023
4,726	5,521	6,240	7,212	7,175	7,240	8,431	11,352	13,363	15,817	15,679	16,083	17,445
	17%	13%	16%	-1%	1%	16%	35%	18%	18%	-1%	3%	8%



Reports Dashboard

132 patrons have borrowed 828 unique titles since launch!

AT A GLANCE



Show Last Twelve Months

<p>959</p> <p>Total Circulations</p> <p>0 Flex 959 Instant</p>	<p>\$2,207.07</p> <p>Amount Spent</p> <p>\$0.00 Flex \$2,207.07 Instant</p>	<p>Average Cost per Circulation</p> <p>\$0.00 Flex \$2.19 Instant</p>	
<p>161</p> <p>New Patrons</p>	<p>131</p> <p>Unique Patrons</p>	<p>7.3</p> <p>Average Circulations per Patron</p>	<p>100%</p> <p>Borrows with Zero Wait Time</p>

OVERVIEW

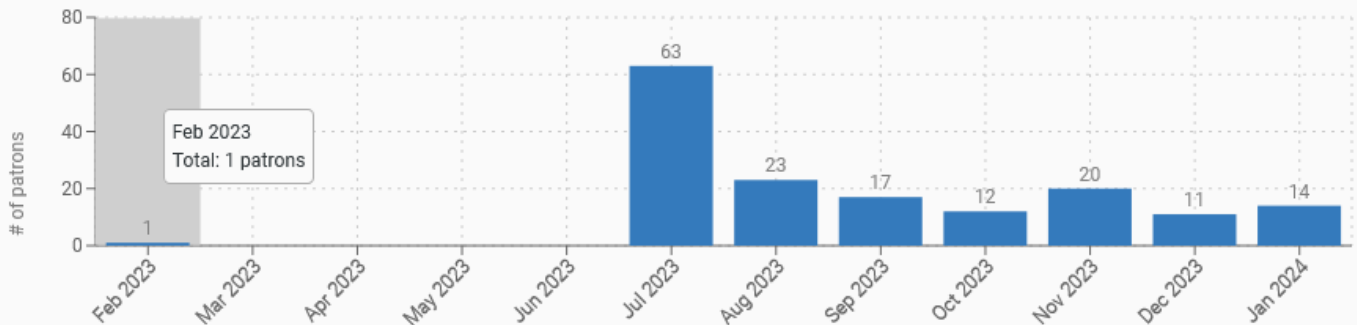


Show Last Twelve Months

New Patron Report

[View Detailed New Patron Report](#)

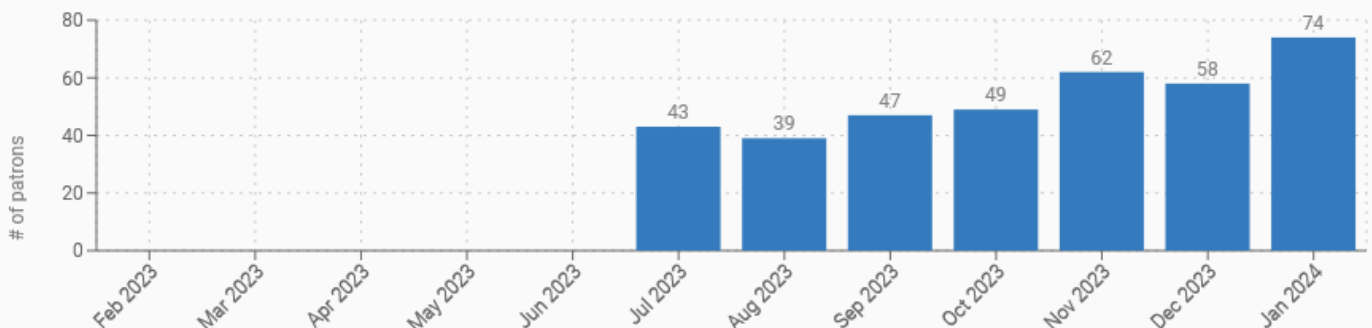
There were 161 new users from February 2023 through January 2024 with an average of 13 users being added for each month.



Patron Borrowing Report

[View Detailed Patron Borrowing Report](#)

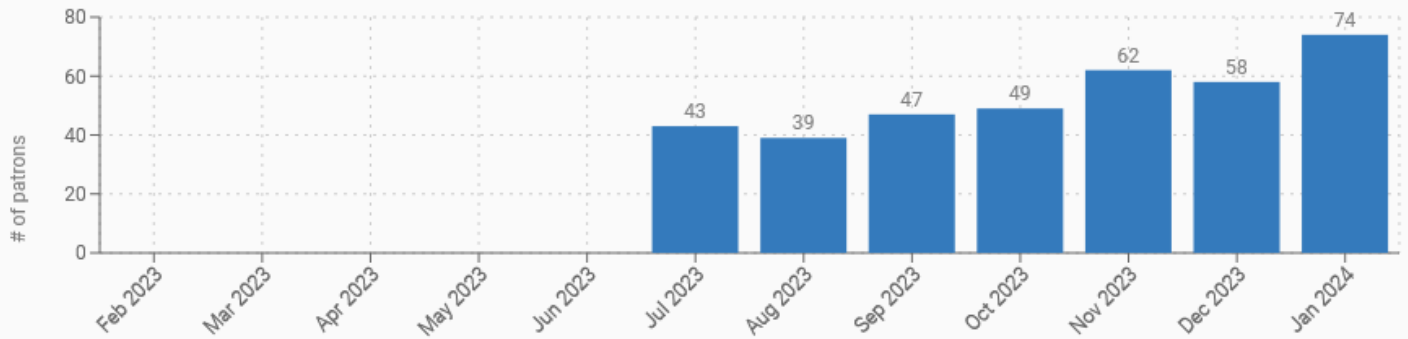
There were 131 unique patrons borrowing from February 2023 through January 2024 with an average of 10 people borrowing at least one item per month.



Patron Borrowing Report

[View Detailed Patron Borrowing Report](#)

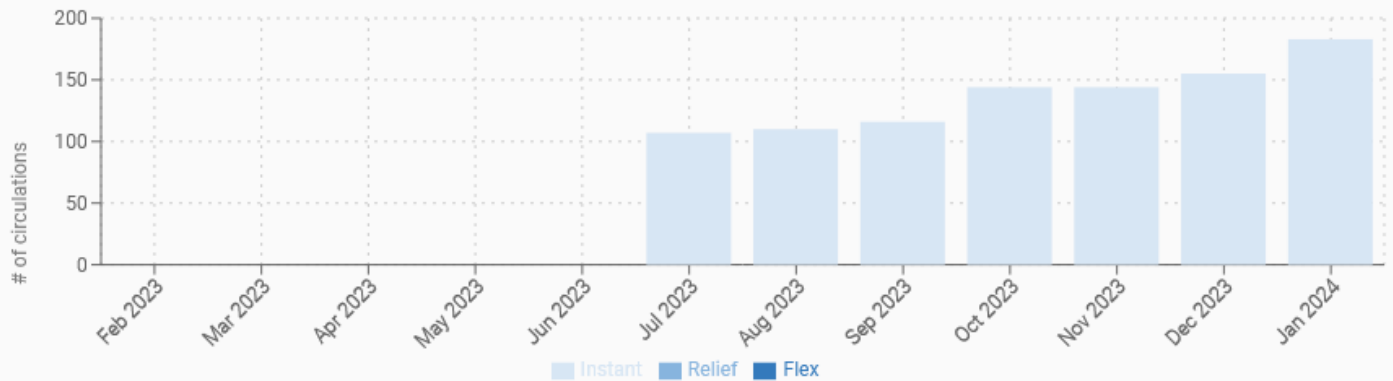
There were **131** unique patrons borrowing from February 2023 through January 2024 with an average of **10** people borrowing at least one item per month.



Total Circulations

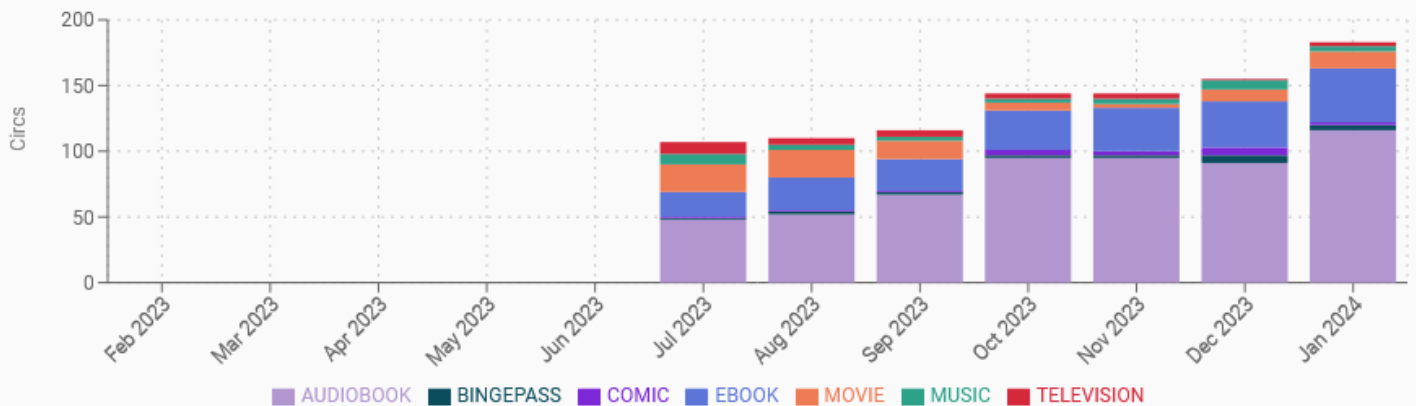
[View Detailed Total Circulations Report](#)

There were **959** circulations from February 2023 through January 2024 with an average of **80** circulations per month.



Circulations by Format

[View Detailed Circulations by Format Report](#)

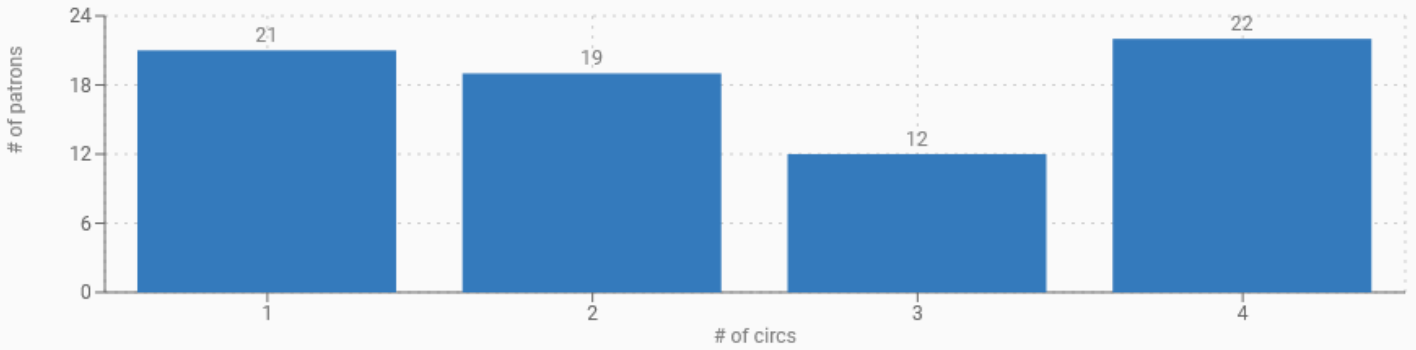




Patrons and Borrows

[View Detailed Patron and Borrows Report](#)

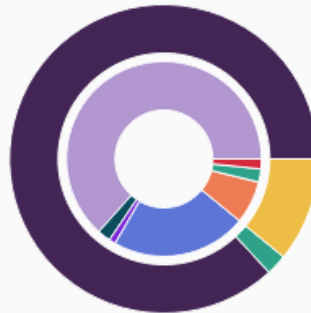
There were **183** total circs in January 2024 borrowed by **74** patrons. The average number of circs was **2.47** circs per patron.



Circulations by Format

[View Detailed Circulations by Format Report](#)

Audiobook was the most borrowed format for the month of January 2024, accounting for **63%** of all circs.

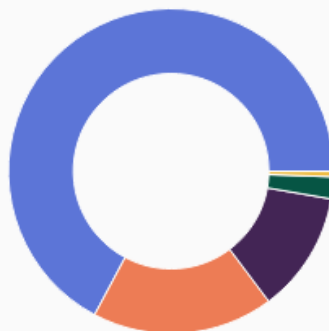


- Book 87%
- Music 2%
- Video 11%
- Audiobook 63%
- BingePass 2%
- Comic 1%
- EBook 22%
- Movie 7%
- Music 2%
- Television 2%

Circulations by Category

[View Detailed Circulations by Category Report](#)

Adult Fiction was the most borrowed category, accounting for **67%** of all circulations.

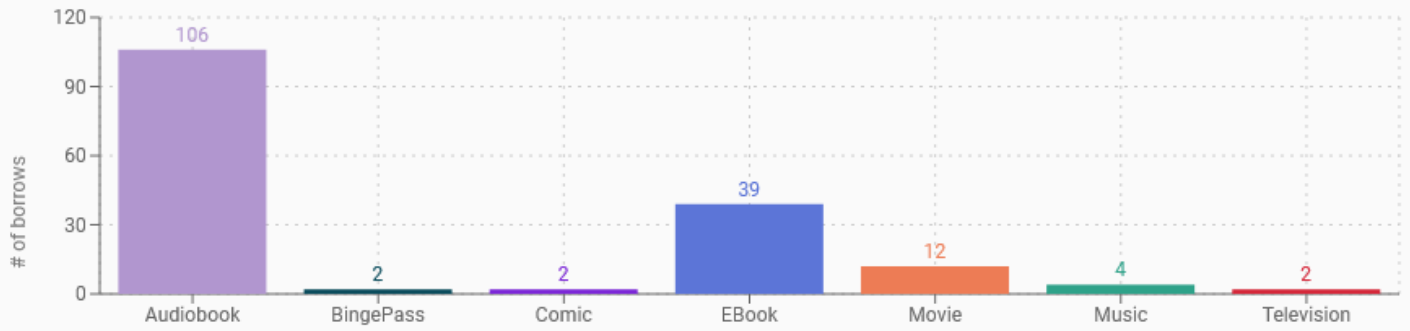


- Adult Fiction 67%
- Adult Non-Fiction 18%
- Juvenile Fiction 12%
- Adult Music 2%
- Juvenile Non-Fiction 1%
- Juvenile Music 0%

Unique Titles Borrowed

[View Detailed Unique Titles Borrowed Report](#)

There were **167** titles borrowed at least one time in January 2024. Unique titles are defined as materials borrowed at least once in the time period.



PATRON EXPERIENCE



1,539,524
Unique Titles

1,539,524
Instant Titles

0
Flex titles you own